

Oral Benchmark Testing September 2007: What the Results Tell us

Kalim School

Number of Children Tested

106 children were tested in Grades 1-6, in September 2007.

Performance comparisons can be made with grades 1, 2, 4 and 6, who took the same oral test in September that they had taken at least once previously.

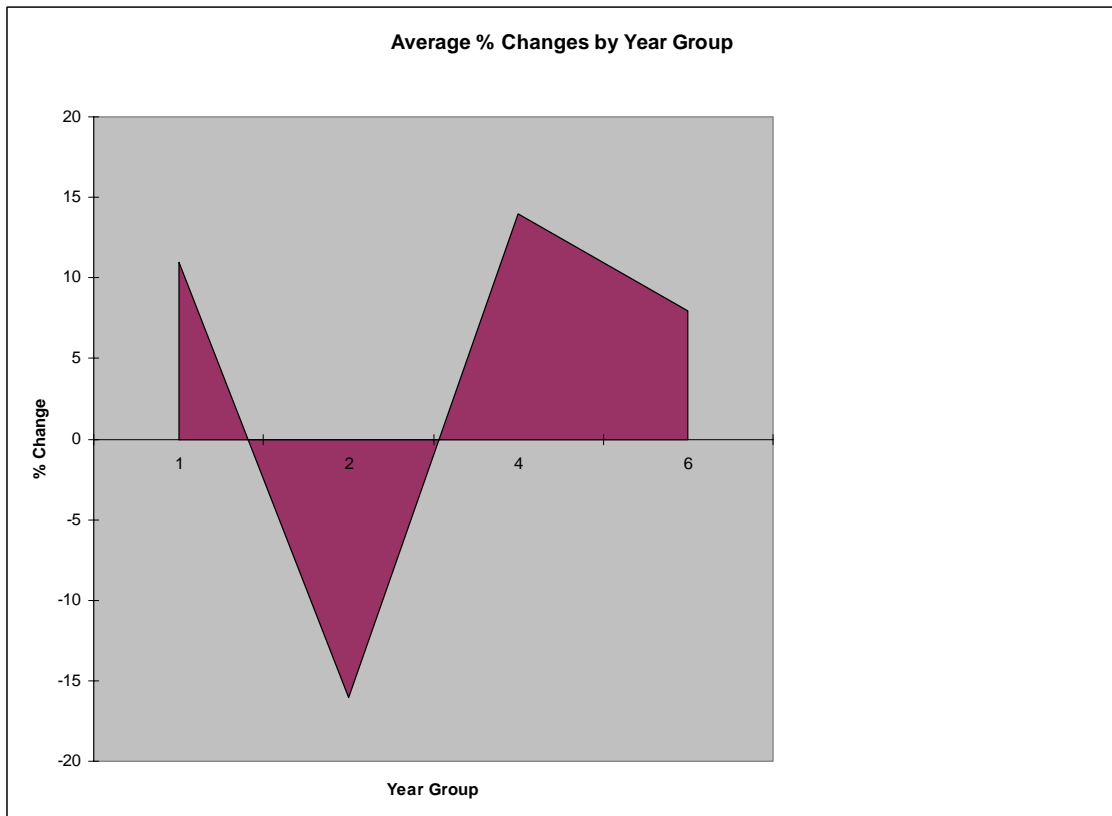
Performance comparisons cannot be made with grades 3 and 5, who had not taken the same oral test previously.

The test scores of **67** children can be compared. Some children were absent for one of the tests, had left the school before the September test, or joined the school after their previous test.

Overall Score Changes

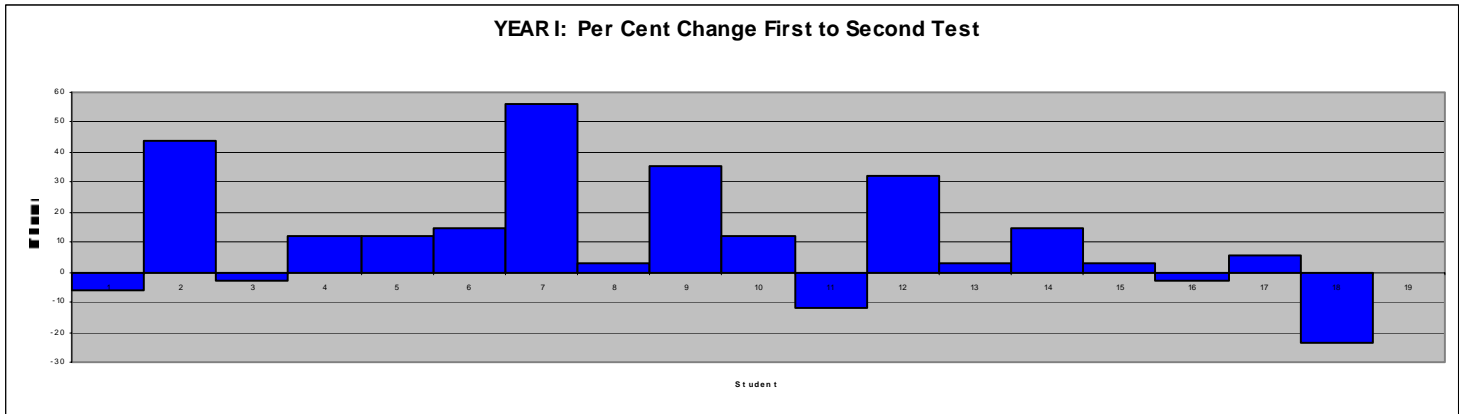
- 67 children were tested twice
- Of these, 44 children scored higher in the September test, 20 scored lower and 3 scored the same
- % increases in score ranged from 3-56%; 7 children increased their score by 29% or more
- % decreases in score ranged from 3% to 53%
- The average change in score (across all four classes) was + 4%

Score Changes in Individual Years



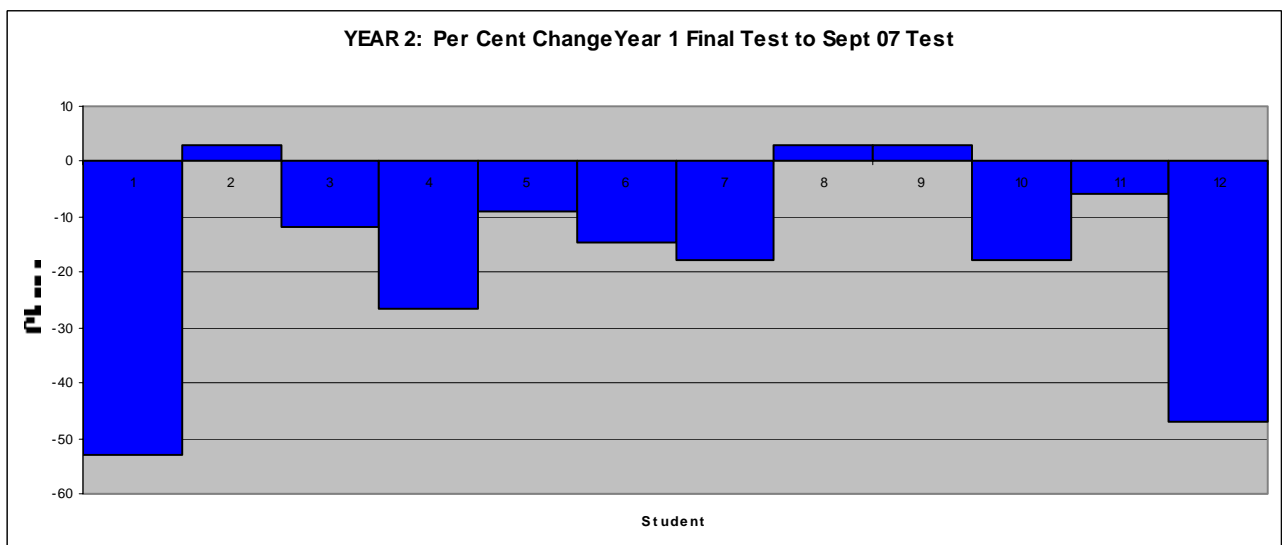
Year One

- 19 children were tested twice
- Of these, 13 children scored higher in the September test, 5 scored lower and 1 scored the same
- % increases in score ranged from 3-56%; 4 children increased their score by 29% or more
- % decreases in score ranged from 3-24%
- The average change in score for the class overall was + 11%



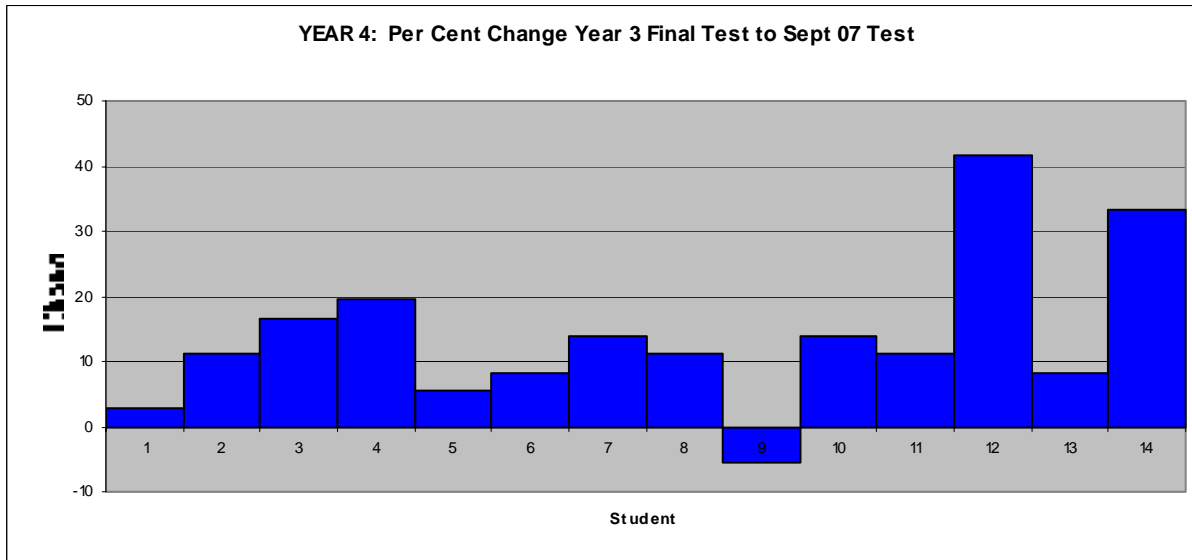
Year Two

- 12 children were tested twice
- Of these, 3 children scored higher in the September test and 9 scored lower
- All % increases in score were 3%
- % decreases in score ranged from 6-53%
- The average change in score for the class overall was - 16%



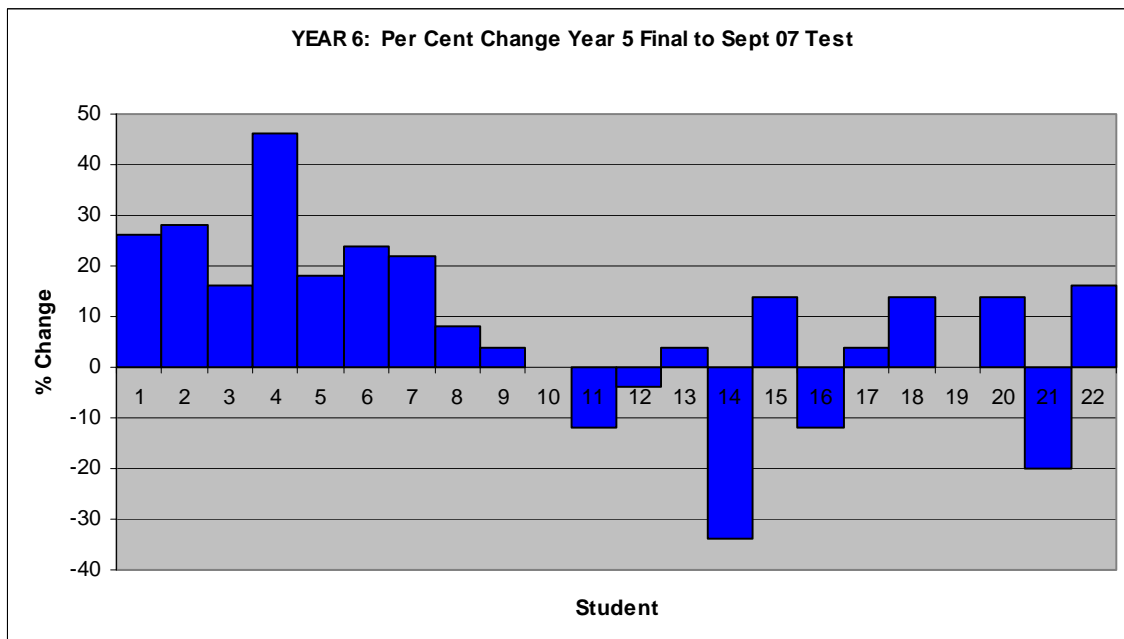
Year Four

- 14 children were tested twice
- Of these, 13 children scored higher in the September test and 1 scored lower
- % increases in score ranged from 3-42%; 2 children increased their score by 29% or more
- One score decreased by 6%
- The average change in score for the class overall was + 14%



Year Six

- 22 children were tested twice
- Of these, 15 children scored higher in the September test, 5 scored lower and 2 scored the same
- % increases in score ranged from 4-46%; one child increased his score by 29% or more
- % decreases in score ranged from 4-34%
- The average change in score for the class overall was + 8%



Kamala School

Number of Children Tested

65 children were tested in May and September 2007.

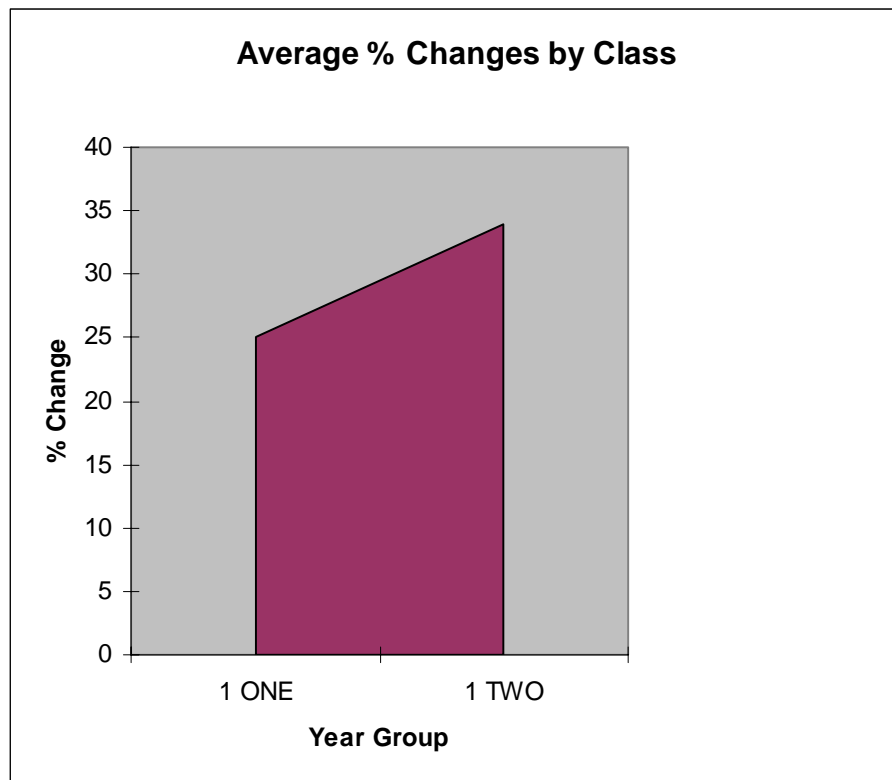
Some children were absent for one of the tests, had left the school before the September test, or joined the school after their previous test.

The following results refer to children tested in **both May and September 2007**

Overall Score Changes

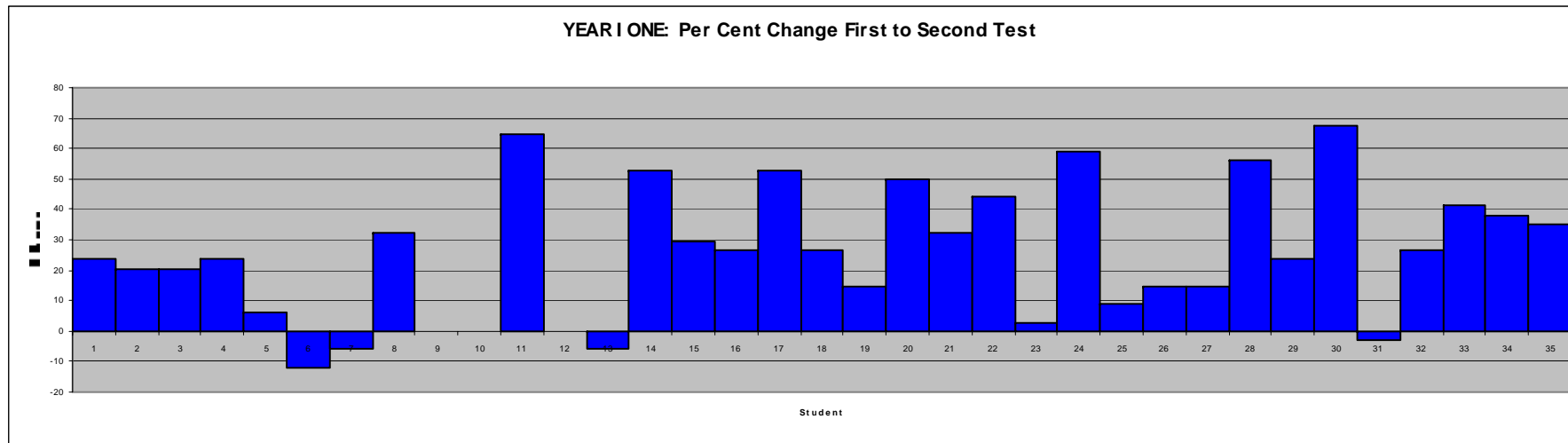
- 65 children were tested twice
- Of these, 53 children scored higher in the September test, 8 scored lower and 4 scored the same
- % increases in score ranged from 3-76%; 31 children increased their score by 29% or more
- % decreases in score ranged from 3-18%
- The average change in score (across both classes) was + 30%

Score Changes in Individual Classes



Year 1 One

- 35 children were tested twice
- Of these, 28 children scored higher in the September test, 4 scored lower and 3 scored the same
- % increases in score ranged from 3-68%; 14 children increased their score by 29% or more
- % decreases in score ranged from 3-12%
- The average change in score for the class overall was + 25%



Year 1 Two

- 30 children were tested twice
- Of these, 25 children scored higher in the September test, 4 scored lower and 1 scored the same
- % increases in score ranged from 3-76%; 17 children increased their score by 29% or more
- % decreases in score ranged from 3-18%
- The average change in score for the class overall was + 34%

